

# THETFORD RIVERSIDE LEISURE

## LAST UNIT 2,360 SQ FT

CAN BE SUBDIVIDED TO CREATE UNITS FROM 626 SQ FT

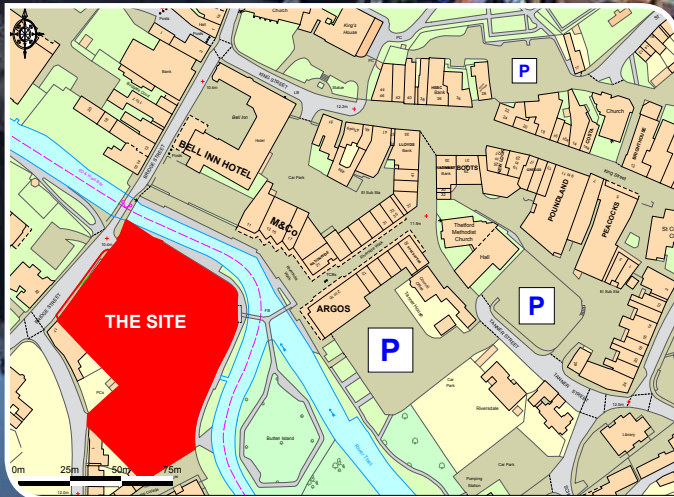
FRANCIS  
**DARRAH**  
Chartered Surveyors






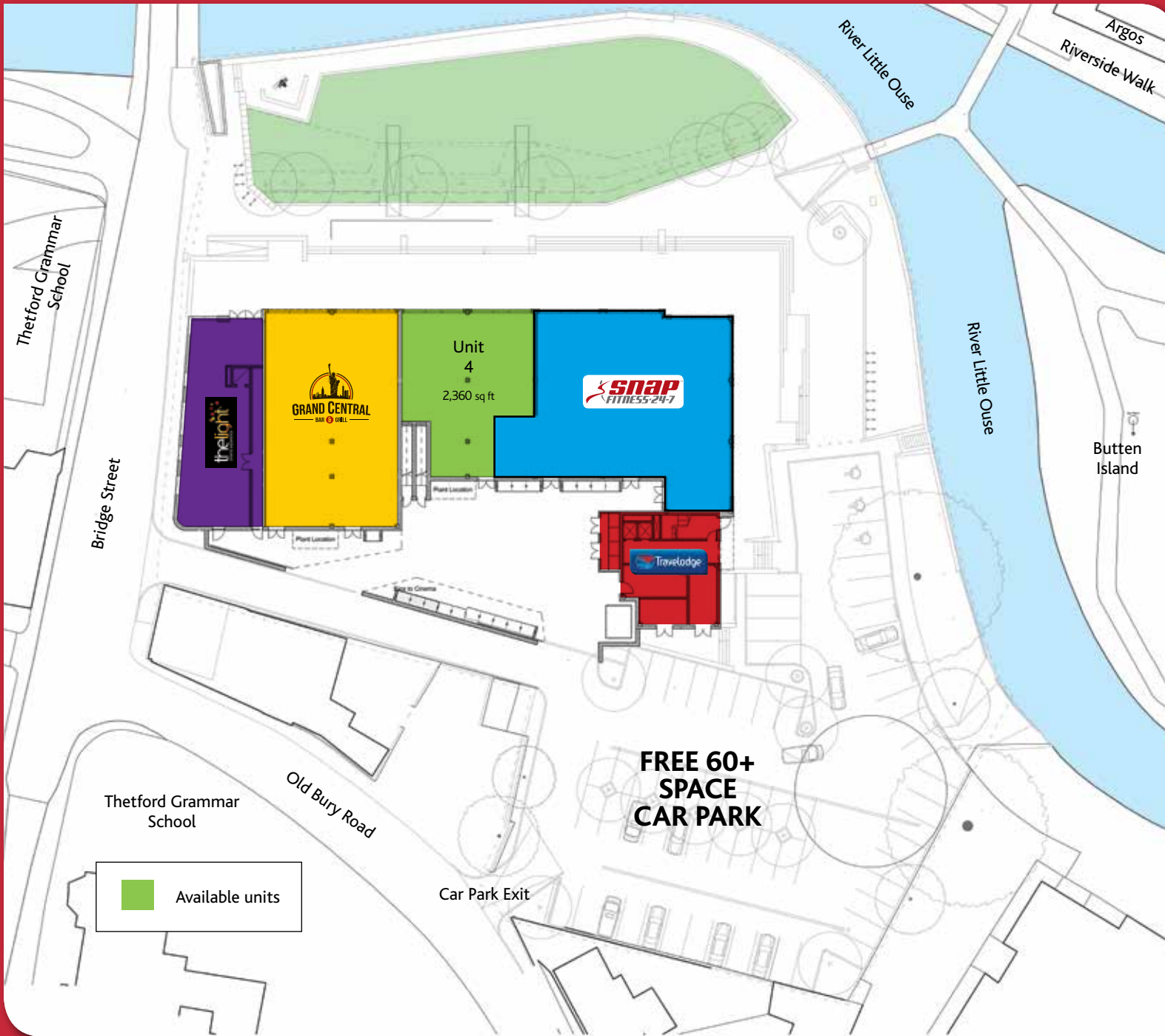
# THETFORD RIVERSIDE

A new 41,000 sq ft leisure development in an attractive and historic Norfolk market town



- **ALREADY OPEN**  
The Light cinema, Grand Central Bar & Grill, Snap Fitness 24-7 gym, Travelodge hotel
- **One 2,360 sq ft unit remaining** - can be subdivided to create units from 626 sq ft
- External seating overlooking landscaped river front public space
- Over 250,000 people within 30 minute drive time
- Approximately 108,000 households
- Town identified for significant growth with 6,000 new homes planned
- Excellent transport links with upgraded A11 and mainline rail





Unit 4 can be split into smaller spaces from 626 sq ft - see website for more details : [www.thetfordriverside.co.uk](http://www.thetfordriverside.co.uk)





Contact: Carol Cooper Email: [carol@fdarrah.co.uk](mailto:carol@fdarrah.co.uk)  
**Francis Darrah Chartered Surveyors**  
2 Redwell Street, Norwich NR2 4SN

**01603 666630**  
[www.francisdarrah.co.uk](http://www.francisdarrah.co.uk)

